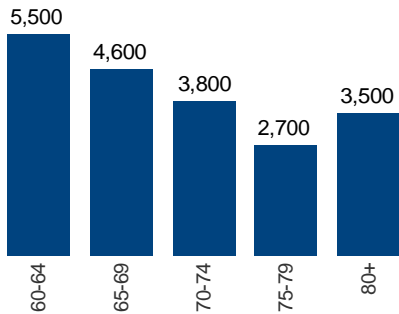


Sutter County

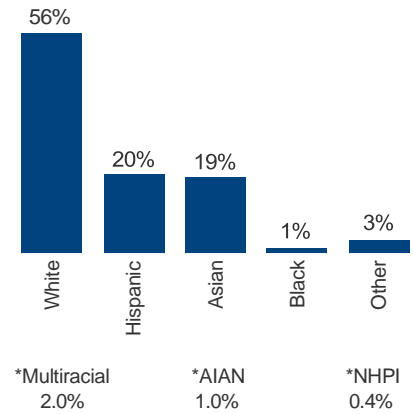
Age Distribution

Adults Age 60+



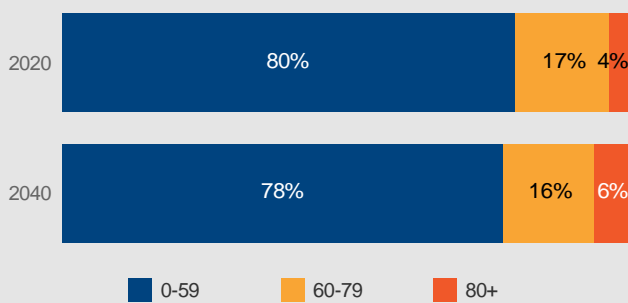
Race/Ethnicity

Adults Age 60+



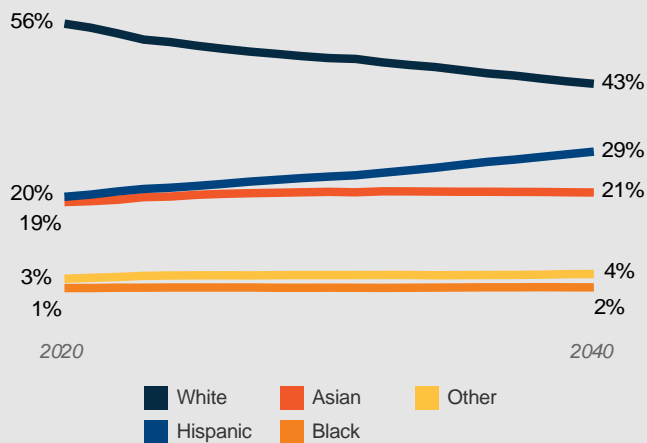
Projected Population Shifts

Population Share



Race/Ethnicity

Adults Age 60+



Social and Economic Needs



15%

of adults age 60+

live in poverty

Near State Average



20%

of adults age 60+

live alone

Near State Average



8%

of adults age 60+

speak English 'not at all'

Above State Average



12%

of adults age 65+

estimated to have Alzheimer's dementia

Near State Average



51%

of low-income households

are housing cost burdened

Near State Average